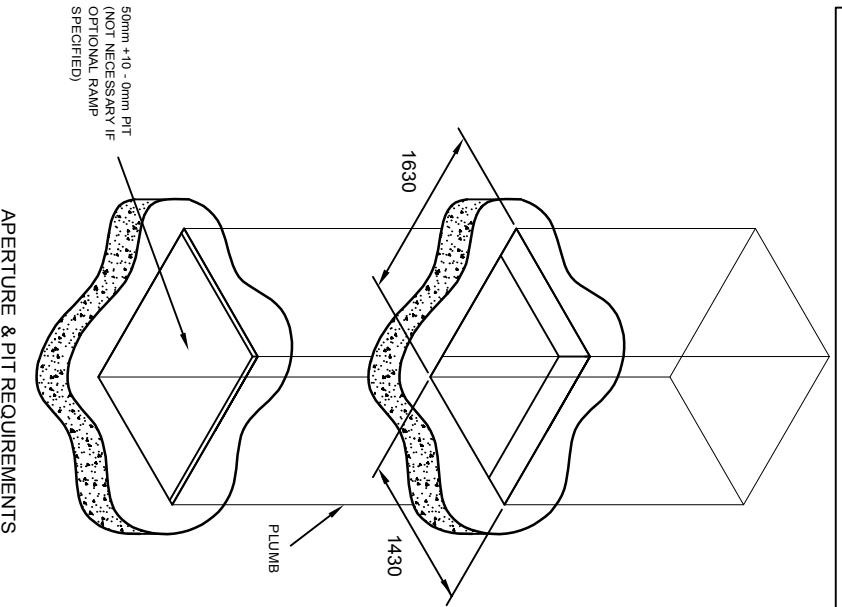
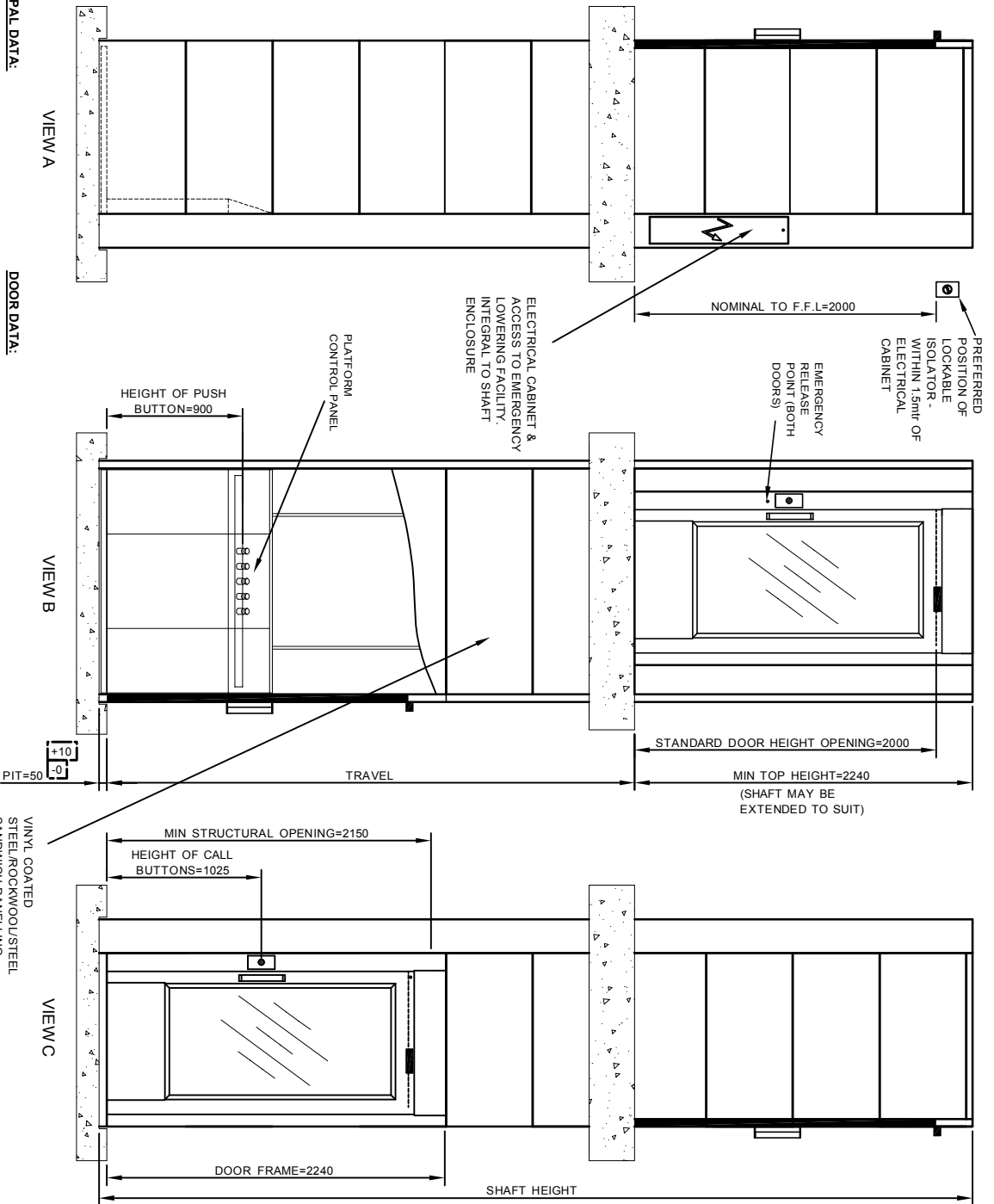


NOT TO BE USED FOR CONSTRUCTION - INDICATION PURPOSES ONLY - REFER TO SITE SPECIFIC DRAWING



PRINCIPAL DATA:

TYPE: ARTICO 6000 PLATFORM LIFT

DRIVE SYSTEM: STATIC SCREW WITH ROTATING NUT

CAPACITY: 410KG OR 500KG

TRAVEL: VARIABLE

NO OF STOPS: 2 SHOWN (UP TO A MAXIMUM OF 6 AVAILABLE)

SUPPLY VOLTAGE: 400V 3PH 50HZ (SINGLE PHASE AVAILABLE)

RUNNING CURRENT: 4.7AMP

STARTING CURRENT: 18AMP

STANDARD COLOUR: RAL 9003 WHITE (OTHER RAL COLOURS AVAILABLE)

DOOR DATA:

TYPE: GL TYPE SHOWN (ALTERNATIVES AVAILABLE)

NO OF DOORS: 2 SHOWN (UP TO A MAXIMUM OF 6 AVAILABLE)

FIRE RATING: AVAILABLE (NOT SHOWN)

OPENING SIZE: 900 X 2000MM

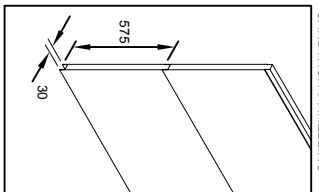
DOOR FRAME: INTEGRAL TO SHAFT ENCLOSURE

DOOR/FRAME COLOUR: WHITE POWDER COATED RAL 9003

DOOR GLASS: VARIABLE

CLOSER: MANUAL TYPE SHOWN (AUTOMATIC VERSION AVAILABLE)

FURNITURE: FITTINGS IN ANODISED ALUMINIUM

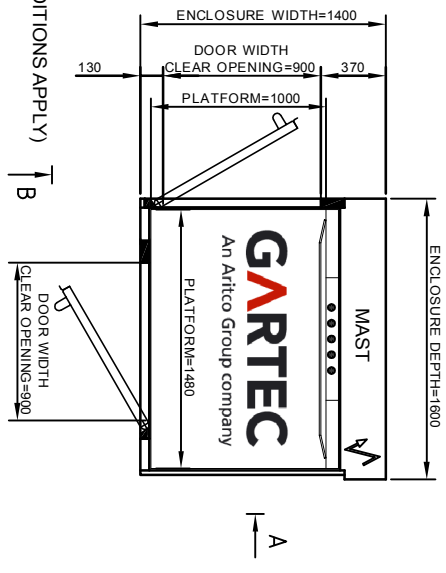


VINYL COATED STEEL/ROCKWOOL/STEEL SANDWICH PANELLING

(POWDER COATED IF ALTERNATIVE OPTIONAL RAL COLOUR SPECIFIED)

UNLIMITED STOPS AVAILABLE (CONDITIONS APPLY)

MAXIMUM TRAVEL OF 13 METRES



ARTICO 6000: 1000 PLATFORM, 2 STOP, LIFT ENTRY/EXIT SHORT LONG SIDE

Midshires Business Park
Smeaton Close
Aylesbury
Bucks
HP19 8HL

Drawn by R.C.
Scale NTS
Date 01/03/13

Issue 1

SALES-602

GARTEC
An Artico Group company
Tel: +44 (0) 1296 397 100
Fax: +44 (0) 1296 397 600
email: sales@gartec.com
www.gartec.com